



VC GROUP
滙盈集團

滙盈 保安編碼器


VCB TOKEN

雙重認證 2FA

(2-FACTOR AUTHENTICATION)

登錄教學

Log-in Tutorial



登錄步驟與設定

Log-in Procedure & Set up

- 第一次使用VCB Token的雙重認證,請先綁定裝置,再按步登錄
- If this is your 1st time using the VCB token, please bind your device first in order to receive one time password.
- 如下載好軟件及綁定了您的裝置,請跳至登錄步驟(第9頁),按步登錄
- If you have already downloaded the application and bound your device, please start from page 9.

綁定裝置(僅限第一次)



Bind your device (First time only)

1. 您可以到 手機應用程式商店 搜索 “iAsiaToken”
或者

在下列連結下載:

蘋果Apple裝置使用者:

<http://apps.apple.com/hk/app/iasiatoken/id1250779308>

安卓Android裝置使用者:

<http://play.google.com/store/apps/details?id=com.wellin.itoken>

Go to application store and search “iAsiaToken”

OR

download from the following link:

Apple Device User:

<http://apps.apple.com/hk/app/iasiatoken/id1250779308>

Android Device User:

<http://play.google.com/store/apps/details?id=com.wellin.itoken>

2. 打開 iAsiaToken 應用程式 Click iAsiaToken App



3. 設置簡易密碼 Create a Passcode for iAsiaToken

- 簡易密碼長度為6位數字

The length of the Passcode should be within 6 digits.



設置簡易密碼

請設置您的簡易密碼，您將使用它來訪問此應用程式。這個幫助保護您的信息。

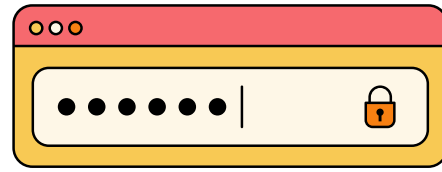
[使用自定義密碼？](#)



Create a Passcode

You will use the passcode to access this app. This helps protect your information.

[Use Custom Password?](#)



4. 確認簡易密碼 Confirm Passcode

- 再次輸入剛剛設置的6位數字密碼

Input the 6 digits Passcode you just created.



確認簡易密碼

請設置您的簡易密碼，您將使用它來訪問此應用程序。這個幫助保護您的信息。



Confirm Passcode

You will use the passcode to access this app. This helps protect your information.



5. 使用手機掃描 Email 附有的 QR Code

Use your device to scan the QR Code from iAsiaToken Activation email.





VC GROUP
滙盈集團



6. 設置完成

(往後不需要再重複該設置)

Setup Successful

(Don't necessarily need to repeat this setup again)

成功

完成



設置成功

您的

安全帳戶已

成功設置並激活。
受到高級安全功能的保護。

立即生成一次性密碼(OTP)

Success

Done



Setup Successful

Your Well in Technology Development Limited Security account has been
successfully setup and activated.
It is protected with advanced security features.

Generate the One-Time Password (OTP) now



VC GROUP
滙盈集團



7. 綁定完成 - Email 確認 Bound Successfully - Email Confirmation

iAsiaToken Device Registration Success



VC Trading System
收件人

我們已移除此郵件中多餘的分行符號。

Dear

Your device has been successfully registered with your account () iAsiaToken.

Device Name/ Model: 1

Registration Time: 2024-07-05 11:41:57 GMT+0800 IP Address:

7 Thank you!

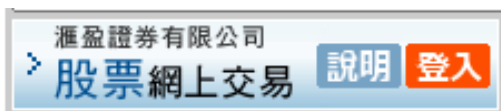
VC Group

登錄步驟 Log-in Procedure



1. 請到本公司網站 股票網上交易 選擇 [登入]

Please go to our website, VC Brokerage Limited Stock Online Trading and Click [LOGIN]





VC GROUP
滙盈集團

VC BROKERAGE LIMITED
滙盈證券有限公司

登入

客戶號碼:

密碼:

語言: 繁體中文 ▼

[密碼重設](#)

**為保障客戶的賬戶安全，請定期更新密碼。

[免責聲明](#) [個人資料私隱政策](#) [風險聲明](#)

©VC版權所有，不得轉載。

請輸入:

客戶號碼: 11位數字

密碼

完成後 請按[登入]

Please insert:

Client Code: 11 digits number

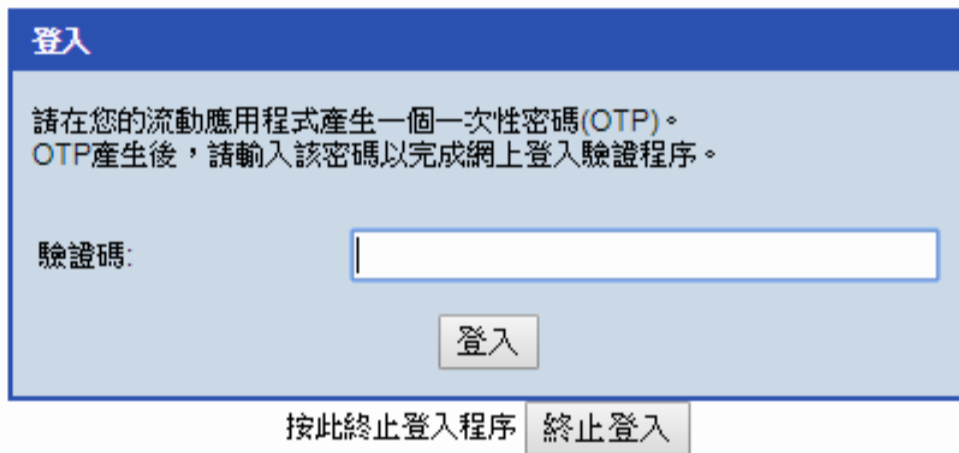
Password

When you finished,

please click [Login] to continue


2. 登入後 系統會要求輸入一個一次性密碼

System would request a **OTP** (one time password) from you



3. 請再次打開 “iAsiaToken” 應用程式,並輸入較早前設置的6位數字密碼

Please click “iAsiaToken” App, and insert the 6 digits passcode you set up earlier.





VC GROUP
滙盈集團

輸入簡易密碼後 會出現 一次性密碼

After the passcode has been inserted, **OTP** will appear



左下角為 一次性密碼的出現時間 出現時間為30秒

Left bottom corner is the remaining time for the **OTP**,
It renews every 30 seconds.

輸入從 iAsiaToken 裏獲得的一次性密碼
 Insert the **OTP** from iAsiaToken

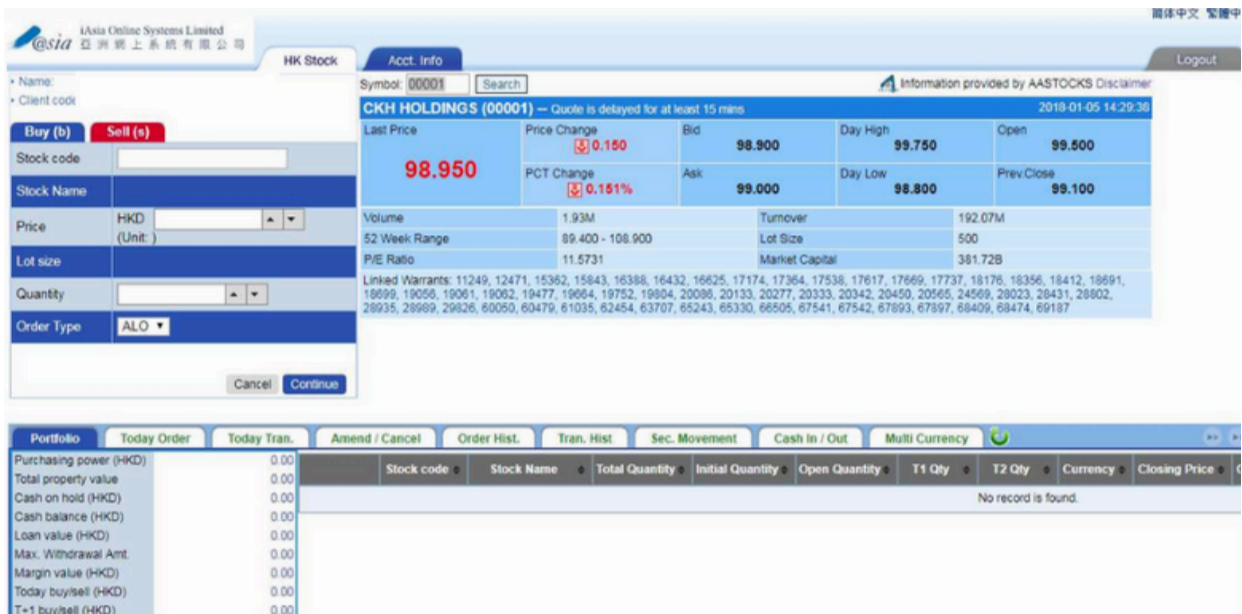
登入

請在您的流動應用程式產生一個一次性密碼(OTP)。
 OTP產生後，請輸入該密碼以完成網上登入驗證程序。

驗證碼:

按此終止登入程序

4. 成功登錄 Login Successfully



The screenshot displays the iAsia trading interface. The top navigation bar includes 'Asia Online Systems Limited', 'iAsia 亞洲網上系統有限公司', 'HK Stock', 'Acct. Info', and 'Logout'. The main content area shows the account information for 'CKH HOLDINGS (00001)'. The 'Buy (b)' and 'Sell (s)' buttons are visible. The 'Price' is set to HKD. The 'Quantity' and 'Order Type' (ALO) are also visible. The 'Today Order' and 'Today Tran.' tabs are active. The 'Portfolio' section shows various financial metrics such as 'Purchasing power (HKD)', 'Total property value', 'Cash on hold (HKD)', 'Cash balance (HKD)', 'Loan value (HKD)', 'Max. Withdrawal Amt.', 'Margin value (HKD)', 'Today buy/sell (HKD)', and 'T+1 buy/sell (HKD)'. The 'Today Tran.' section shows a table with columns for 'Stock code', 'Stock Name', 'Total Quantity', 'Initial Quantity', 'Open Quantity', 'T1 Qty', 'T2 Qty', 'Currency', and 'Closing Price'. The table is currently empty, with the message 'No record is found.' displayed below it.

雙重登錄教學到此結束

THIS IS THE END OF THE 2FA LOG-IN TUTORIAL

如有疑問, 請聯繫閣下的客戶經理 或者
客戶服務部 進行 更加詳細的瞭解。

也可以瀏覽我們的網站 查詢相關資訊。

<https://www.vcgroup.com.hk>

Should you have any further enquiries,
please feel free to contact your Account Executive or
our Customer Service.

You can also visit our website for more information.

<https://www.vcgroup.com.hk>

客戶服務諮詢熱線:

Customer Service Hotline:

Phone 電話: (852) 2913 6332

Fax 傳真: (852) 2525 5281

Email 電郵: ebill@vcgroup.com.hk

地址: 香港灣仔告士打道181至185號中怡商業大廈6樓

Address: 6th Floor, Centre Point, 181-185 Gloucester Rd,
Wanchai, Hong Kong